



34th ANNUAL GENERAL MEETING

Thursday

11 June 2026

At 12.00 Noon

QUICK USER GUIDE

of

VIRTUAL AGM PLATFORM

for

SHAREHOLDER

(Individual/ company /proxy)

Shareholder Interface



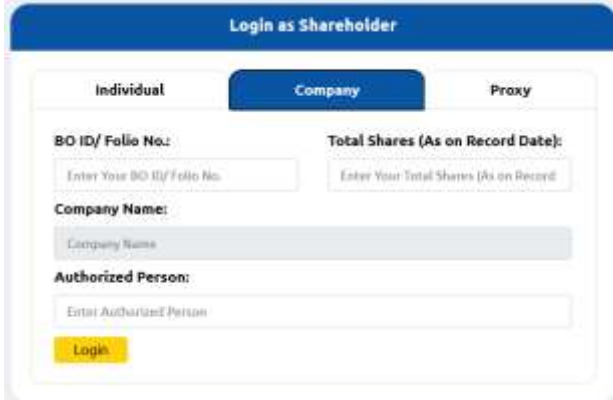
Individual Login Interface

- Click “**Individual**” Tab.
- Enter BO ID/Folio Number.
- Name of shareholder will come automatically.
- Cursor will blink in total share field.
- Enter your total share as on record date.
- Correct Information will allow an Individual shareholder **to login**.



Company Login Interface

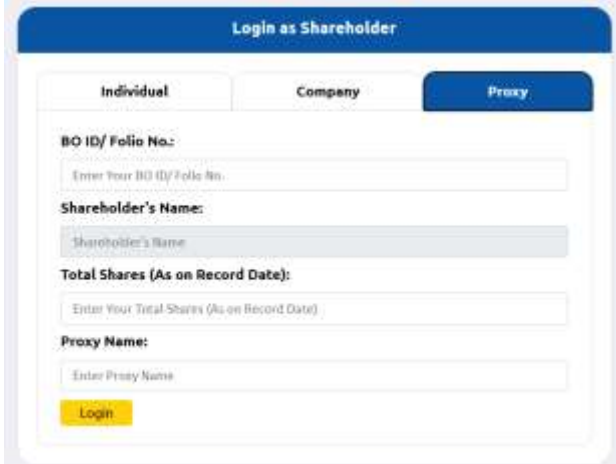
- Click “**Company**” Tab.
- Enter BO ID/ Folio Number of your Company.
- Name of Company will come automatically.
- Cursor will blink in total share field.
- Enter your total share as on record date.



- **Authorized person name** who has been from the specific company. In attendance report that name will be counted.
- Correct Information will allow a Company shareholder **to login**.

Proxy Login Interface

- Click **“Proxy”** Tab.
- Enter your BO ID/Folio Number.
- Name of shareholder will come automatically.
- Cursor will blink in total share field.
- Enter your total share as on record date.
- **Proxy name** will come automatically.
- Correct Information will allow a Proxy shareholder **to login**.



The screenshot shows the 'Login as Shareholder' interface with three tabs: Individual, Company, and Proxy. The Proxy tab is selected. The form contains the following fields:

- BO ID/ Folio No.:** Enter Your BO ID/Folio No.
- Shareholder's Name:** Shareholder's Name
- Total Shares (As on Record Date):** Enter Your Total Shares (As on Record Date)
- Proxy Name:** Enter Proxy Name

A yellow 'Login' button is located at the bottom of the form.

Shareholder Landing Page

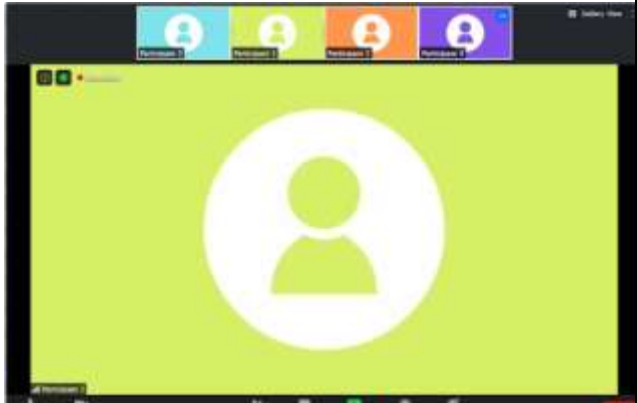
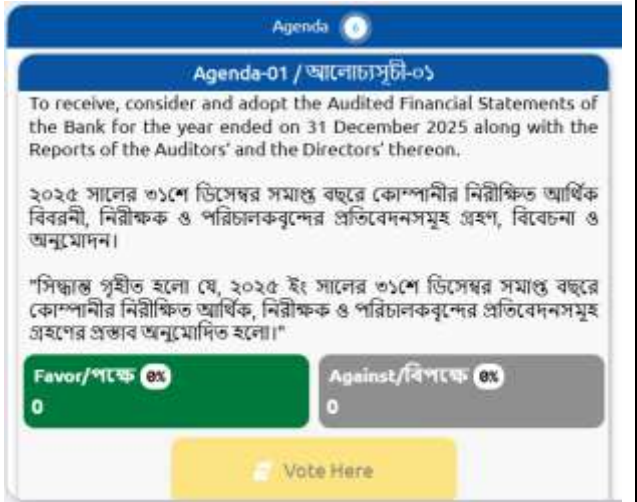



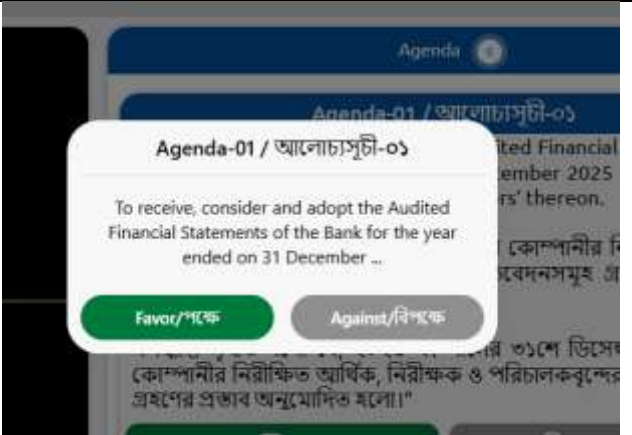

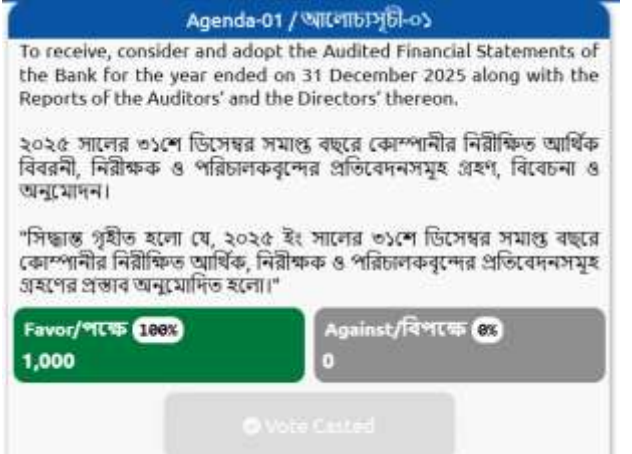

The screenshot displays the 34th Annual General Meeting (AGM) interface for Eastern Bank PLC. The header includes the bank logo and the text '৩৪^{তম} বার্ষিক সাধারণ সভা (এজিএম) 34th Annual General Meeting (AGM)'. A banner on the right says 'Built to Withstand'. Below the header, it shows 'Total Attendance: 1; Total Shares: 1000;'. The main content area is divided into three sections:


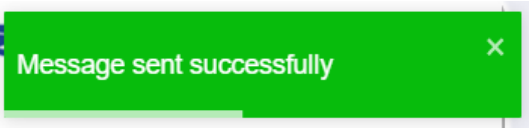

- Video Player:** A video player showing the Eastern Bank PLC logo, with a progress bar at 1:17 / 1:18.
- Agenda:** A section titled 'Agenda-01 / আলোচ্যসূচি-০১' containing text in Bengali regarding the audited financial statements for the year ended on 31 December 2025. It includes a voting section with 'Favor/স্বপক্ষে 0%' and 'Against/বিপক্ষে 0%' buttons, and a 'Vote Here' button.
- Comments/মন্তব্য:** A section for submitting comments.

At the bottom, there is a 'User Guide' section powered by Comtaght Technologies, and an 'Annual Report' link for COCON v23T0. The footer also includes a helpline number: 0171857671/0171857672.

If video get paused or there is a video loading error due to internet failure or bandwidth drop, please refresh the page.

<p>Video Conference of Board Member:</p> <ul style="list-style-type: none"> In this window shareholder can see Live Video Conference of Board members. 	
<p>Agenda:</p> <ul style="list-style-type: none"> Shareholder can see all agenda of the current AGM from the middle window. 	
<p>Voting Feature:</p> <ul style="list-style-type: none"> To cast your vote, click “Click here to Vote” button A person can give vote once for each agenda. After giving vote, “Vote Here” button will be disabled for that person. 	

<p>To Submit Vote:</p> <ul style="list-style-type: none"> Shareholder can give vote in Favor /Against from the Pop-Up Window. 	 
<p>Vote Casted:</p> <ul style="list-style-type: none"> Vote Casted Message will ensure submission of your vote. 	
<p>Live Voting Result:</p> <ul style="list-style-type: none"> Total vote count and voting percentage will be shown under each Agenda. Voting result count as how many share is hold by shareholders. 	

<p>Comment:</p> <ul style="list-style-type: none"> • Type your comments in Bangla / English in “Type a message” field. • Click the Send button / Press enter from keyboard • You will get a confirmation message as “Message sent successfully”. 	 
<p>Attendance</p> <ul style="list-style-type: none"> • Shareholder can see total shareholder attendance and total shares. 	
<p>Logout</p> <ul style="list-style-type: none"> • By clicking the log out button shareholder can logout from the interface. 	